



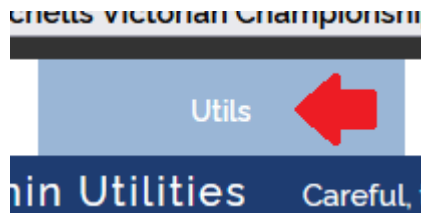
TES Web-based Notice Board.

For major event TopYacht can provide an event “Tool Box” which adds even more functionality to TES which provides a single page that allows the event (or club) administrators to manage the event via a single web address. This Tool box is a suite of applications developed for the management of competitors at major events.

Prerequisites

- A TopYacht Entry System (TES) license extension;
- All competitors being entered via TES; and
- An event-specific license;
- A User with TES Admin Access.

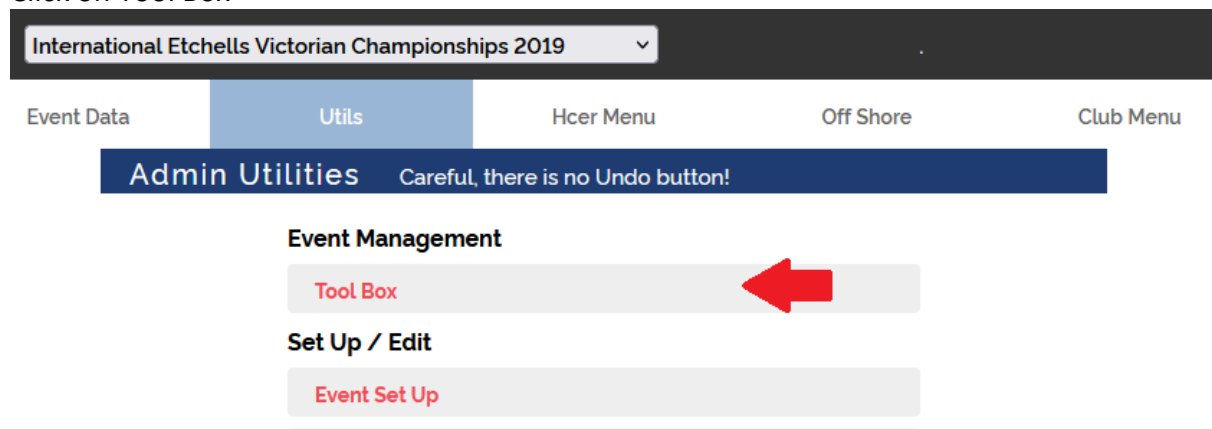
Administrator Access



On the TES opening screen, click:

The Admin Utilities menu opens.

Click on Tool Box



TES | Utils | Tool Box

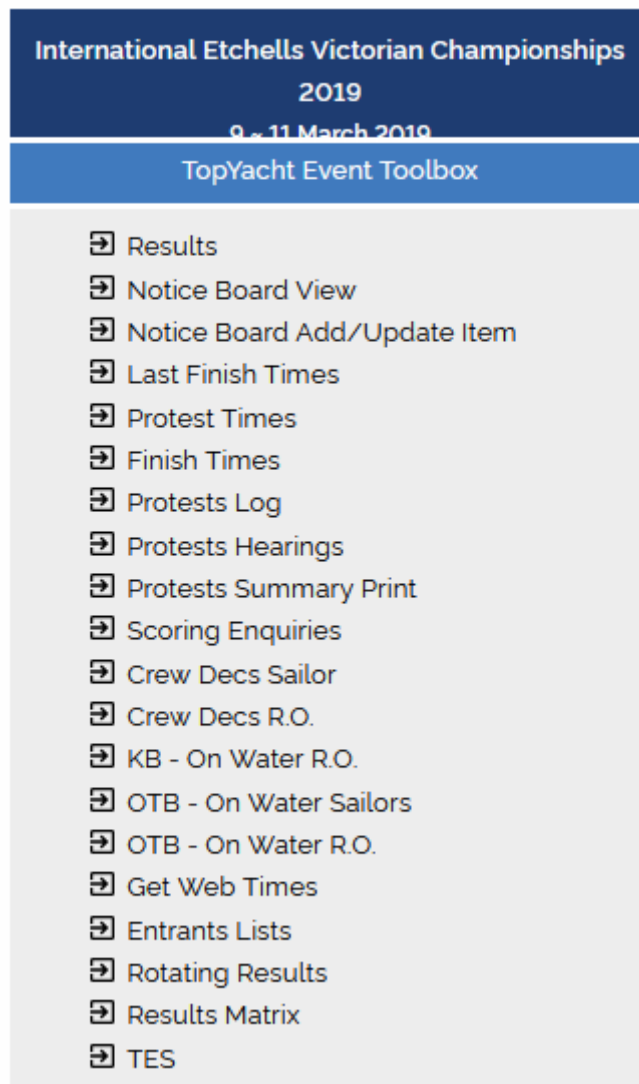


Figure 1: Typical Tool-Box Administrator's Screen.

One of the Tool Box's features is the **Notice Board**.

To Add or Edit a Post.

- Prepare the document and convert it to a pdf format. (usually a Word Document "Saved as PDF").
- Keep the name short and preferably without space eg "HIRW18_notice_no3.pdf"
- Save that on your pc in a path where the total length, (path-name + file-name + file-name- extension) is less than 256 characters.... Example:

C:\Users\Rod\Documents\Events\hirw19\HIRW18_notice_no3.pdf

This is 59 characters.

- Once done press the **Notice Board Add/Update Item** link to post the new notice.

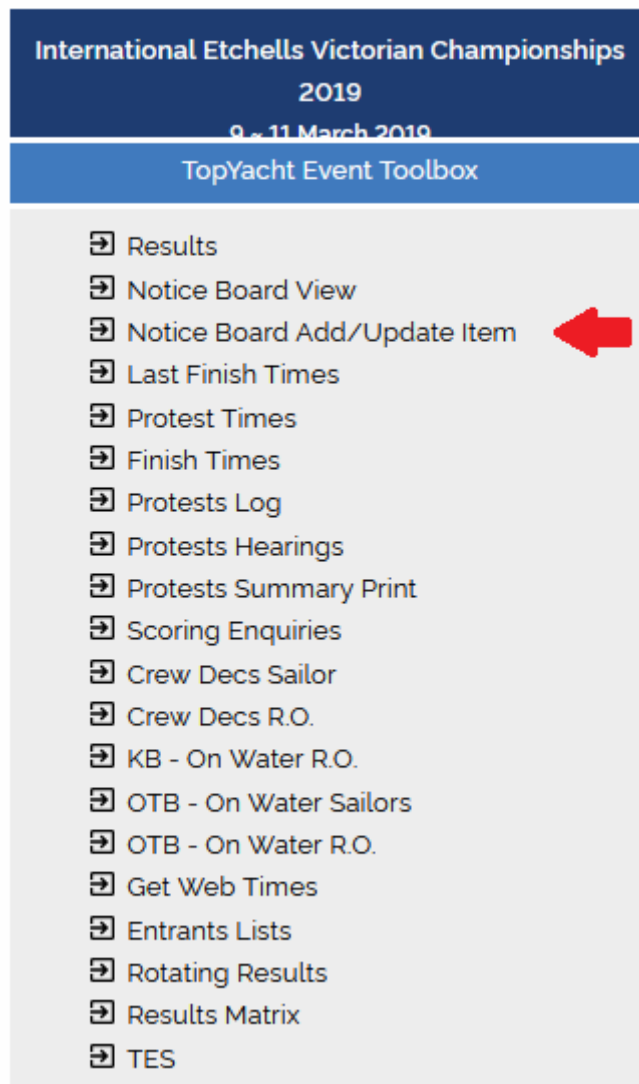


Figure 2: Notice Board Add/Update Item

This opens the notice board set up page...

Figure 3: Notice Board First Page

Each notice has

- a Title (e.g. **New Course 43 25/08/2018**);
- an intro(duction) (e.g. New course 43 description.); and
- a [... more](#) link to open any previously-uploaded pdf documents

Create a New Item

- Click [Notice Board Add/Update Item](#)

International Etchells Victorian Championships
2019
9 - 11 March 2019

TopYacht Event Noticeboard

+ Add new item

Create/Edit Item

Title

Intro

Item content - File upload (optional)
 Select a pdf **file** to upload that is smaller than 5M.
 (Other formats may not be viewable on all devices.)

Select File
 No file selected.

OR add a **link** pointing at an existing web address

Link (Web Address)

Items

Figure 4: New Item Screen

- Add the title,
- Add the intro
- Click Browse
- then select the pdf file to upload
- Click Save.

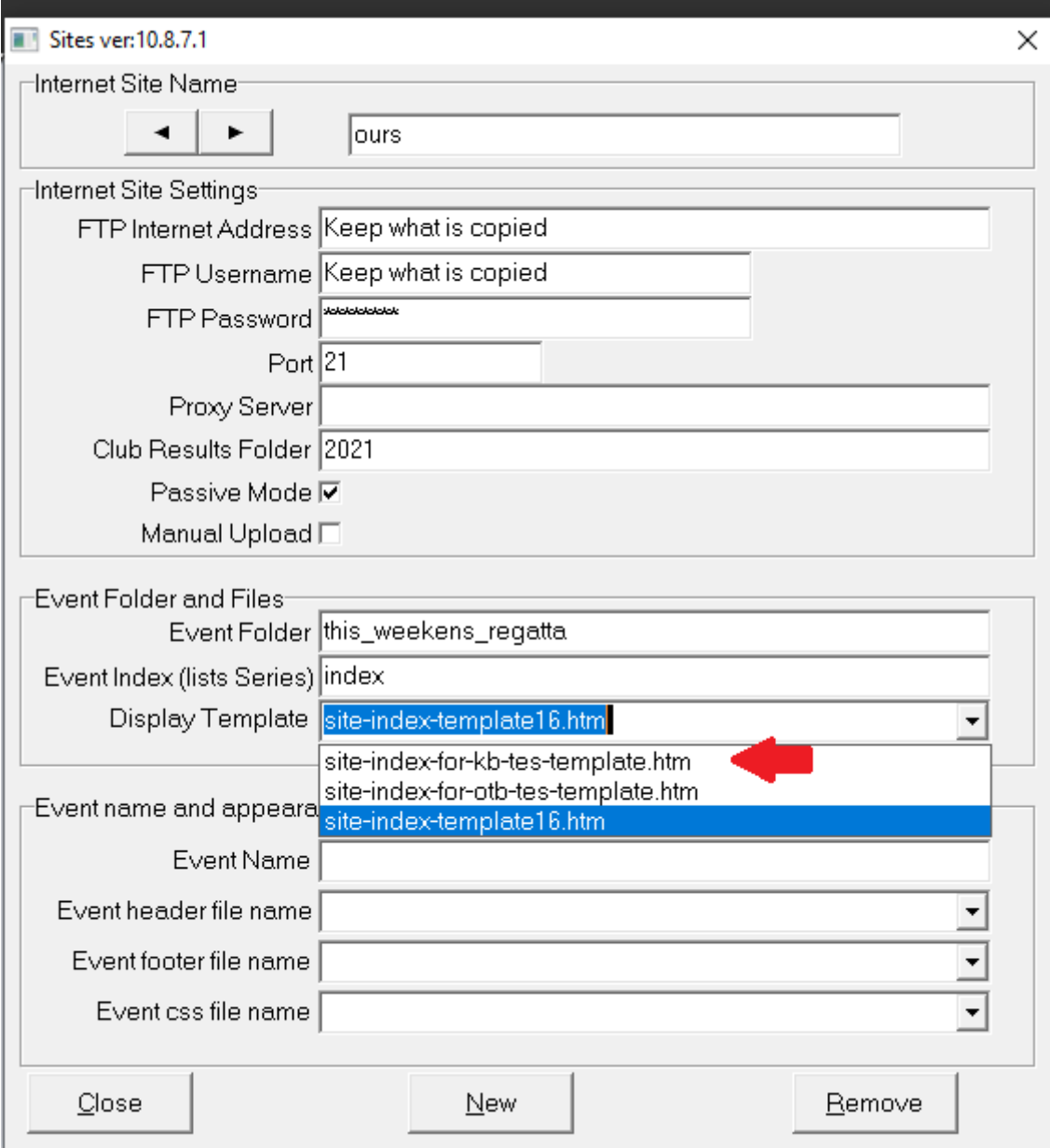
The Intro box can be enlarged by clicking on the right-hand bottom corner and dragging it out and/or down the page.

The update procedure is virtually identical except you will be replacing a document previously up loaded.

The notice board viewer can then be added to the results page or anywhere else that is deemed appropriate for general public access.

Accessing the Notice Board.

In TopYacht, select **Internet | Site**, then choose the Site-index-for-kb-tess-template.htm template.



The screenshot shows the 'Sites ver:10.8.7.1' configuration window. It is divided into several sections:

- Internet Site Name:** A text field containing 'ours'.
- Internet Site Settings:** Fields for FTP Internet Address (Keep what is copied), FTP Username (Keep what is copied), FTP Password (masked with asterisks), Port (21), Proxy Server, Club Results Folder (2021), Passive Mode (checked), and Manual Upload (unchecked).
- Event Folder and Files:** Fields for Event Folder (this_weekens_regatta), Event Index (lists Series) (index), and Display Template (site-index-template16.htm). A dropdown menu is open below this field, showing four options: 'site-index-template16.htm', 'site-index-for-kb-tes-template.htm', 'site-index-for-otb-tes-template.htm', and 'site-index-template16.htm'. A red arrow points to the second option, 'site-index-for-kb-tes-template.htm'.
- Event name and appearance:** Fields for Event Name, Event header file name, Event footer file name, and Event css file name.

At the bottom of the window are three buttons: 'Close', 'New', and 'Remove'.

TopYacht will create an event-specific site web page that contains links to the results as well as links to the event specific public-domain information. While this webpage's format is identical to a typical event (site) index page, it takes its place and contains the additional links. The links to the Public Domain information are shown:

Race Results from Royal Geelong Yacht Club

Regatta Notice Board	
» Notice Board	←
» Hearings and Outcomes	←
» Protest Time Limits	←
IRC / AMS / SMS	
» Rating Div 1	
» Rating Div 2	
» Rating Div 3	
One Design	
» VX One Australian Championships	
» International Etchells	
» S80	
» J111	
Cruising AMS	
» Cruising AMS Div 1	

Figure 5: Typical Event (Site) Index

Document Revision Record

21-11-2021, 11-08-2019, 09-08-2019, 08-08-2019